

**INDUSTRIAL
INVESTMENTS**

POTTSTOWN INDUSTRIAL COMPLEX

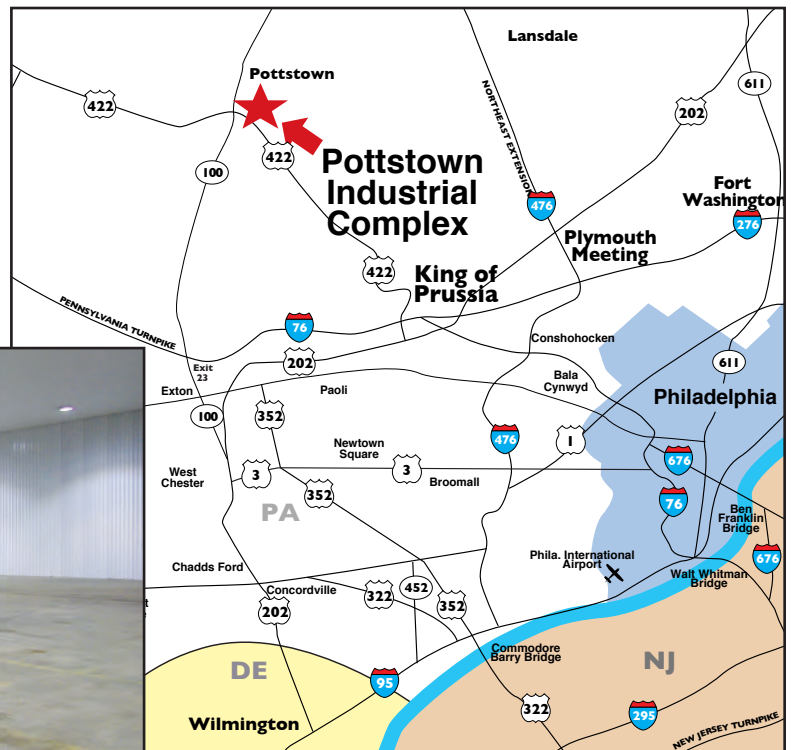
ROUTE 422 & SOUTH KEIM ST

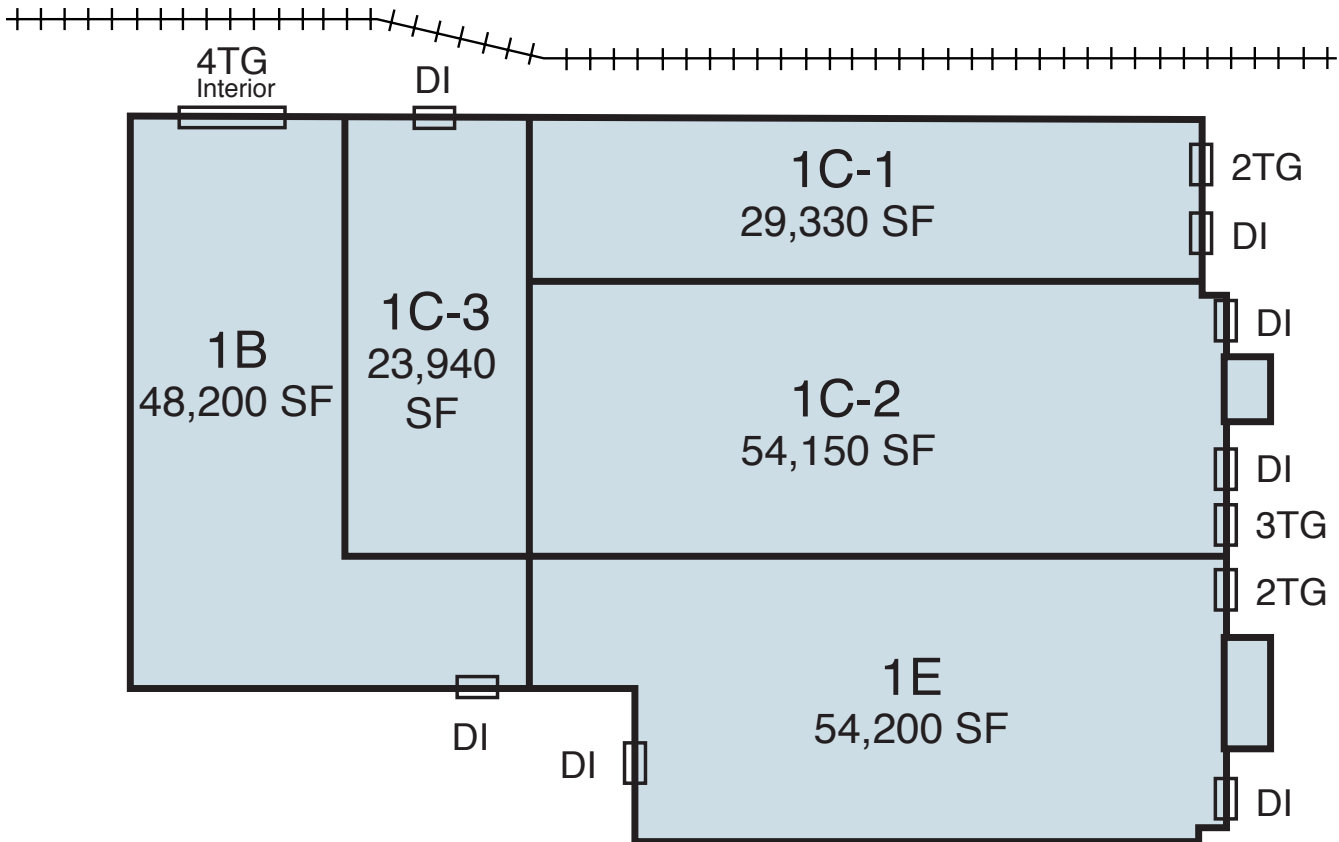
POTTSTOWN, PA 19464

(215) 542-8017



- 209,820 Sq. Ft. Total
- Prime Industrial Space
- Units from 23,940 Sq. ft.
- Easy Route 422 Access





1B - 48,200 SF

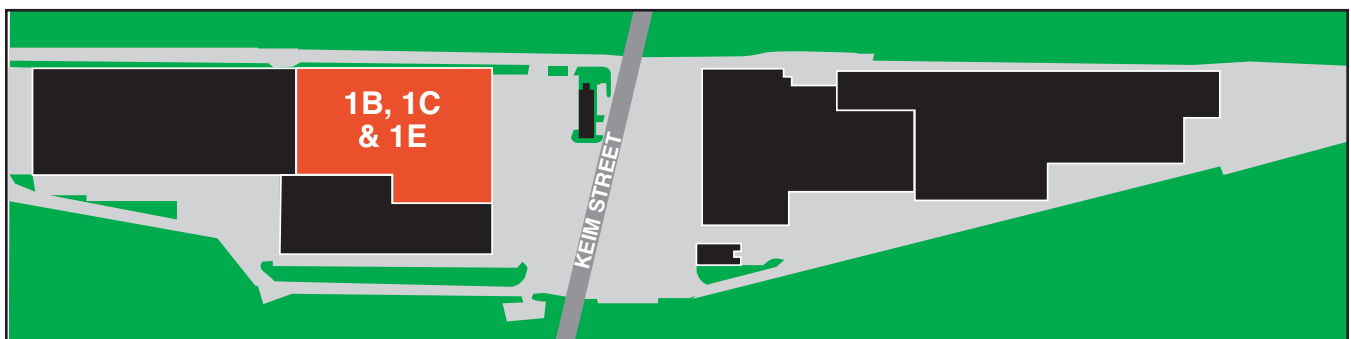
- 21' clear ceilings
- 25' to top of crane rail
- Cranes from 6 to 40 tons
- Heavy Utilities
- Tailgate and Drive-in loading
- Heavy floor capacity

1C-1, 1C-2 & 1C-3 - 107,420 SF

- 21' clear ceilings
- 25' to top of crane rail
- Cranes up to 15 tons
- Heavy Utilities
- Tailgate and Drive-in loading
- Heavy floor capacity

1E - 54,200 SF

- 21' clear ceilings
- 25' to top of crane rail
- Cranes up to 10 tons
- Heavy Utilities
- Tailgate and drive-in loading
- Heavy floor capacity



INDUSTRIAL INVESTMENTS, INC.

CONTACT OWNER (215) 542-8017

BROKERS PROTECTED

www.industrialinvestments.com