

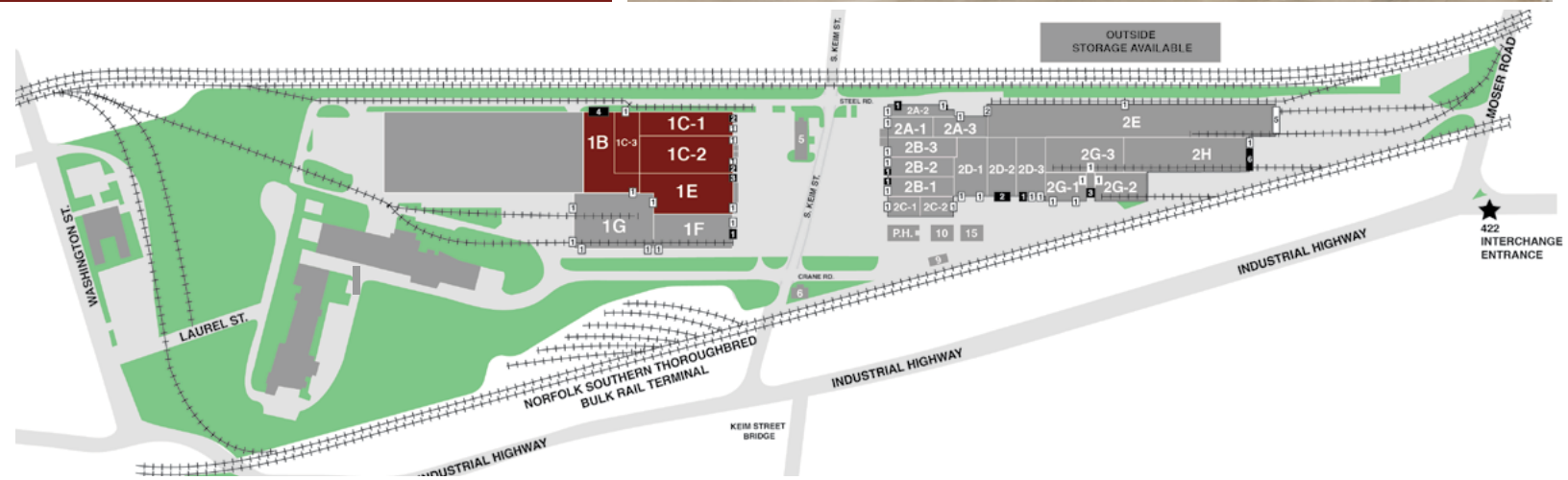

POTTSTOWN INDUSTRIAL COMPLEX - 1B, 1C, 1E

ROUTE 422 & 191 SOUTH KEIM STREET

POTTSTOWN, PA 19464



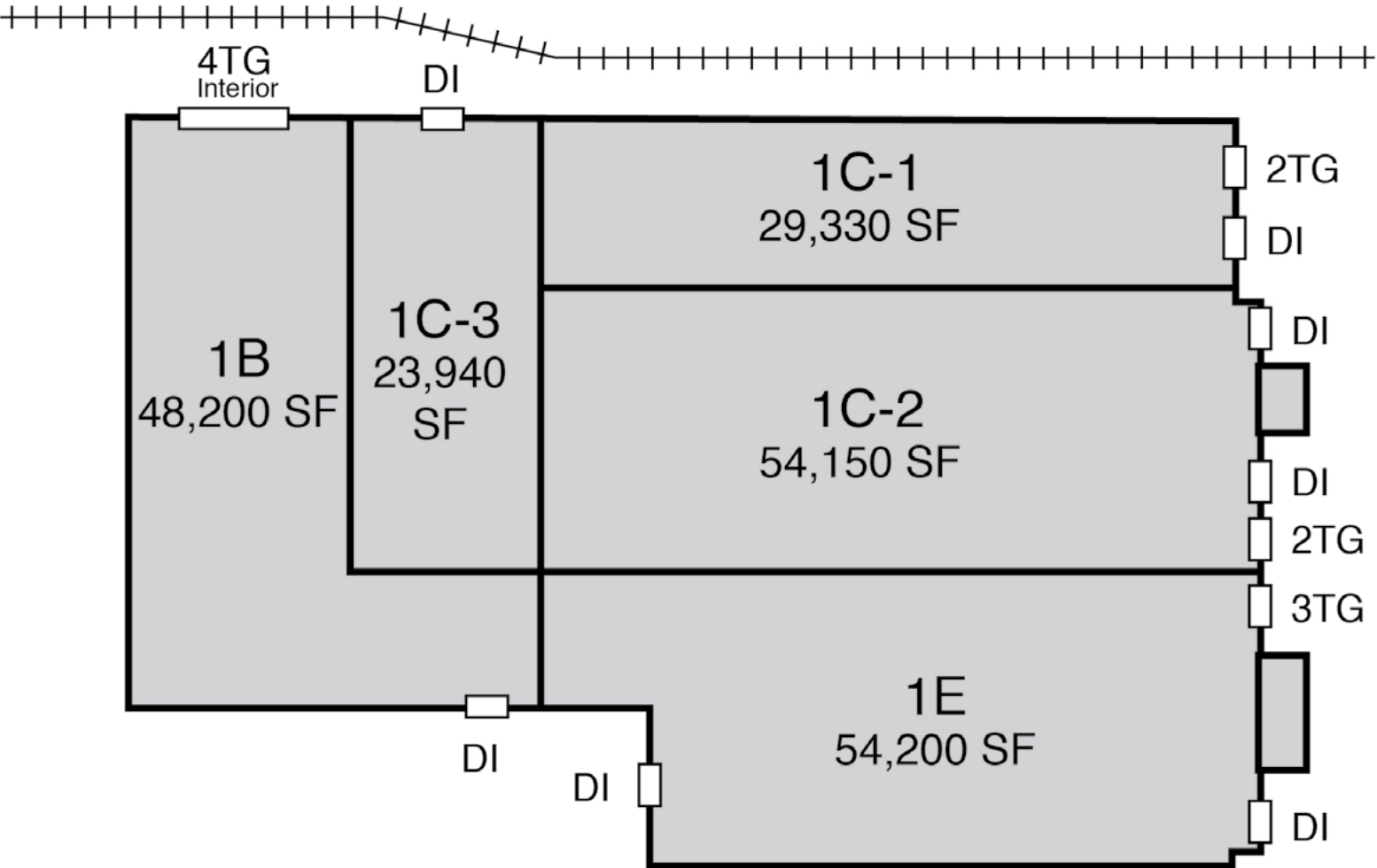
- 209,820 sq. ft. Overall
- Units from 23,940 sq. ft.
- Prime Industrial Space
- Easy Route 422 Access



FOR MORE INFORMATION: | 215.542.8017 | INDUSTRIALINVESTMENTS.COM

POTTSTOWN INDUSTRIAL COMPLEX - 1B, 1C, 1E

ROUTE 422 & 191 SOUTH KEIM STREET
POTTSTOWN, PA 19464



FEATURES

1B

- 48,200 sq. ft.
- 21' Clear Ceilings
- 25' to Top of Crane Rail
- Cranes from 6 to 40 Tons
- Heavy Utilities
- Tailgate and Drive-In Loading
- Heavy Floor Capacity

1C 1-3

- 107,420 sq. ft. Total
- 21' Clear Ceilings
- 25' to Top of Crane Rail
- Cranes up to 15 Tons
- Heavy Utilities
- Tailgate and Drive-In Loading
- Heavy Floor Capacity

1E

- 54,200 sq. ft.
- 21' Clear Ceilings
- 25' to Top of Crane Rail
- Cranes up to 10 Tons
- Heavy Utilities
- Tailgate and Drive-In Loading
- Heavy Floor Capacity